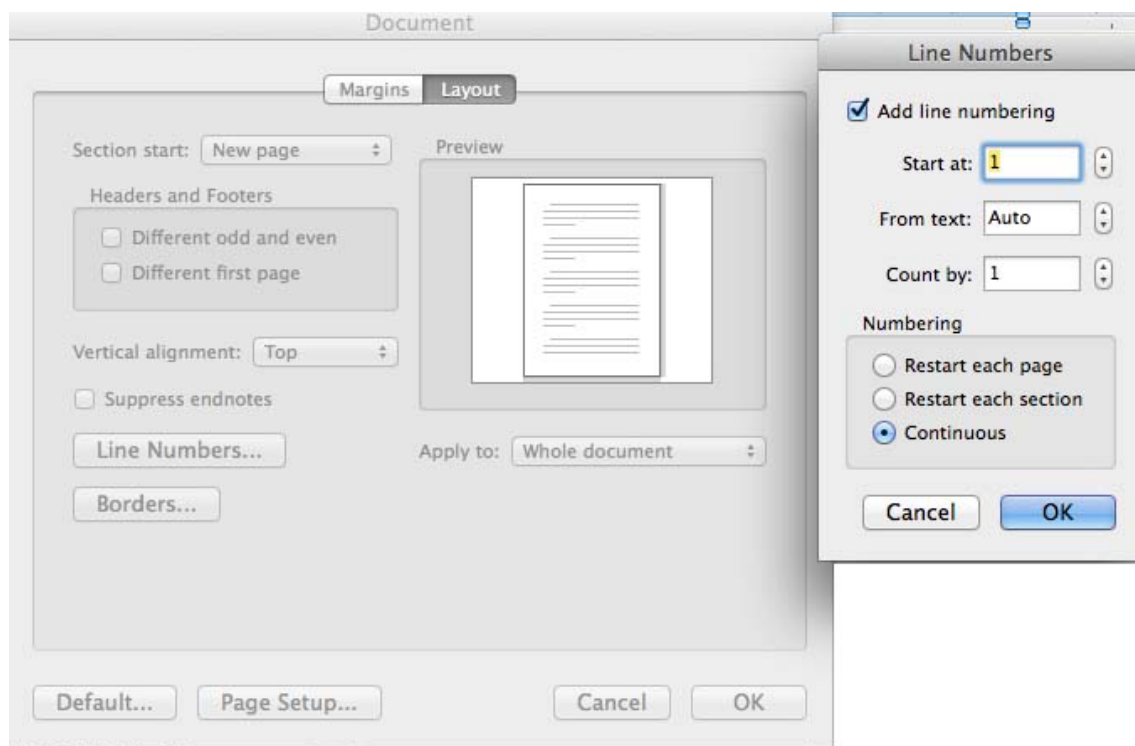


manuscript example

General information:

The manuscript must be prepared with a standard word processor (preferably Microsoft Word or OpenOffice). Pages should be in A4 format and numbered. Times New Roman 12 pt is the advised font. Lines should be left numbered *in continuum**, to make the referees' work easier, double-spaced and without interruption of page.

*** HOW TO ADD LINES NUMERATION -> see figure below**



manuscript example

Title (without acronyms)

Author One,¹ Author Two,² Author Three,² Author Four^{3,4}

¹Department, Institution, City, State or Province, Country

²Department, Institution, City, State or Province, Country

³Department, Institution, City, State or Province, Country

⁴Q-ForestLab, Department of Environment, Ghent University, Gent, Belgium (EXAMPLE)

Corresponding author: Author One, Department, University, street address, City, Country. E-mail: xxxx.xxxx@zzzz.zz

Contributions: *Acknowledgement that all authors have contributed significantly and that all authors agree with the content of the manuscript.*

EXAMPLE: AO, experiment design,; AT, contribution to experiment design, xxxx;

All authors read and approved the final version of the manuscript and agreed to be accountable for all aspects of the work.

Conflict of interest: authors must disclose possible competing interest, or declare no competing interests.

Availability of data and materials: *CHOOSE THE ONE BETTER APPLIES TO YOUR PAPER OR WRITE A NEW ONE AS PER YOUR NEEDS.*

1) All data generated or analyzed during this study are included in this published article.
/// 2) The data used to support the findings of this study are available from the corresponding author upon request. /// 3) The datasets used and/or analyzed during the current study are available from the corresponding author on reasonable request.

manuscript example

Acknowledgements

If any. *Acknowledgements should include contributions from anyone who does not meet the criteria for authorship.*

Abstract

1 should not exceed 400 words (for Original Articles) or 250 words (for Review articles).

2 *The abstract should start with a clear statement of the objective and must conclude with*
3 *one or two sentences that highlight important conclusions and should summarise*
4 *pertinent results in a brief but understandable form. References or tables are never cited*
5 *in the abstract.*

6 Please consult the author guidelines for the journal to which you are submitting in order
7 to confirm that your manuscript will comply with the journal's requirements.

8

9 Key words: XXXXX, XXXXX, XXXX. (maximum 6 key words).

10

11 Introduction

12 **TEXT** (Akinwonmi and Andoh, 2013). Text (Aiyelari, 2019;
13 Kolawole *et al.*, 2010).

14

15

manuscript example

16 Materials and Methods

17 Subheading 1 (if needed)

18 **TEXT** (Akinwonmi and Andoh, 2013). Text (Aiyelari, 2019;
19 Kolawole *et al.*, 2010).

20

21 (Table 1).

22

23 Subheading 1 (if needed)

24 **TEXT** (Figure 1),

25

26

27 Subheading 2 (if needed)

28 **TEXT**

29
$$F = m \times g \quad [N]$$

30 (eq. 1)

31
$$W = F \times d \quad [J]$$

32 (eq. 2)

33 Where: F, xxxxxx; m, weight (kg); g, acceleration of gravity.

34 **TEXT**

35

36 Results

37 Subheading 1 (if needed)

manuscript example

38 *Subheading 2 (if needed)*

39 **TEXT**

40

41 **TEXT 2 (if needed)**

42 Text

43

44 **Subheading 1 (if needed)**

45 **TEXT**

46

47 **Discussion**

48 **TEXT** (Chaudhari et al., 2013)

49

50

51 **Conclusions**

52 **TEXT**

manuscript example

References

(Citations are listed in **strict alphabetical order** by first author's last names. Use capital and lower case letters for authors' names. If all authors are identical for two or more citations, chronological order of publication should dictate the order of citations. *When more than one paper in a given year is listed by authors whose names are in the same order in each paper, the papers are arranged in alphabetical order of the paper title.*

– **Pay attention:** each reference must be retrievable. References to papers that cannot be traced are not allowed. References to reports/papers/documents/newspaper article etc. with an URL: links must be valid. Authors are requested to carefully check any link provided in their manuscript is correctly working. Incorrect / expired links will be deleted from the references and quotations in the text.

Journal titles mentioned in the reference list should be abbreviated according to the following websites (sequenced by relevance):

1. ISI Journal Abbreviations Index
(<http://library.caltech.edu/reference/abbreviations>)
2. Biological Journals and Abbreviations (<http://home.ncifcrf.gov/research/bja>)

Adetan, D.A., Adekoya, L.O., Aluko, O.B. 2003. Characterisation of some properties of cassava root tubers. J. Food Eng. 59:349-353.

Author, A., Author, B., Author, C., Author, D., 2012. Development and prototype trial of digging-pulling style cassava harvester. Trans. Chin. Soc. Agric. Eng. 28:29-35.

XXXX, Y., XXXX, Y., XXXXX, C., XXXXX, Y., 2012. *Paper title*. Trans. Chin. Soc. Agric. Eng. 28:29-35.

Zhang, A., Cho, B., XXX, C., XXX, X., 2012. Development and prototype trial of digging-pulling style cassava harvester. Trans. Chin. Soc. Agric. Eng. 28:29-35.

manuscript example

Tables and Figures:

Pay attention: the total number of tables AND figures must not be greater than 15.

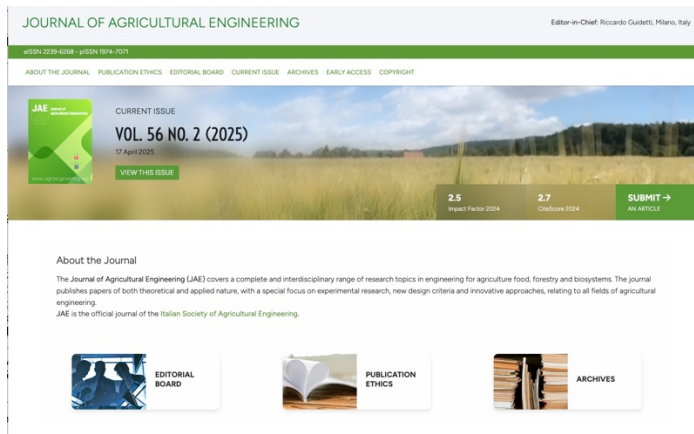


Figure 1. XXXXXXXXXX.

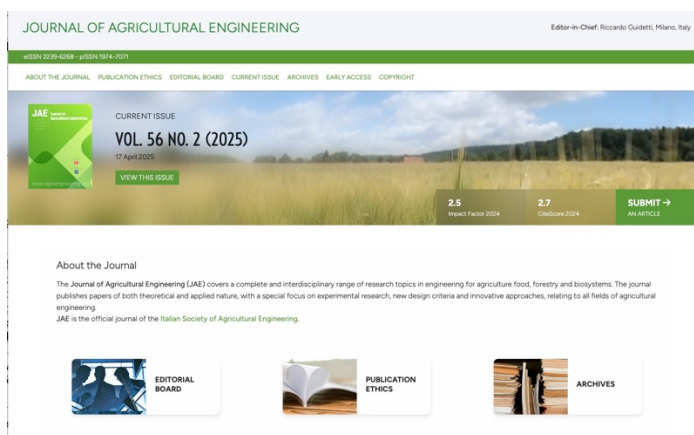


Figure 2. XXXXXXXXXX.

manuscript example

87 Table 1. XXXXXXXX

Column title	Column title	Column title	Column title	Column title
Row title				
Row title				
Row title				
Notes....				

88

TABLES & FIGURES

Tables: tables are numbered consecutively in Arabic numbers **without no.** before the number. References should be made in the text to each table. The desired style of presentation can be found in published articles. Titles of tables should be descriptive enough to stand alone. Do not present the same data in tabular and graphic form. Tables should be provided as editable Word files, and authors should ensure that they are presented in a publication-ready format. Considering how a table fits on a page in a wordprocessing program can often provide insight into how it will appear on a journal page.

Larger or more complex tables will be made available online as supplementary material at the Editorial Office's sole discretion, including ensuring efficient readability of the paper publishing format.

Figures: figures are numbered consecutively in Arabic numbers. References should be made in the text to each figure. Each figure should have a caption. The term "figure" is used also for graphs and photos. Symbols and abbreviations used in figures can be defined in the figure caption or note or within the figure itself.

Please avoid the use of bold face or greater size for the characters. Figures should be designed using a well-known software package.

Figures with different panels have to be grouped into a plate, and panels marked with letters.

Please note that the Production Office will not redraw or re-letter any image.

manuscript example

In case of acceptance, authors are required to provide the figures as .tiff or .jpg files, with the following digital resolution:

1. Color: 300 dpi - maximum width 17 cm - minimum width 8.5 cm
2. Black and white/grays: 600 dpi - maximum width 17 cm - minimum width 8.5 cm